




dark **conformist**

INSPIRATIONAL


Your SolePath is your sub-conscious self, and it is the reason you behave the way that you do. Your SolePath governs your behaviour and regulates your response to everything that impacts your life.

Your SolePath is a braid of two LightPaths and one DarkPath and your DarkPath is Inspirational Conformist.

Here's how it works ...



Inspirational
is the DarkPath
Category,
which is a guide to
how you interact
with the world;



Dark Conformist
is the SolePath,
which harbours the
skills that cause your
energetic collapse.

Your Inspirational Conformist DarkPath is entwined with two LightPaths.
Your LightPaths reveal your special, individual and completely unique gifts;
and your DarkPath is your place of personal growth.


Inspirational Category DarkPath

We are complex Beings aren't we and it is never more fully seen than in the role that your DarkPath Category plays in your life. On the one hand, there is so much about being an Inspirational that serves you – you are after all one of the world's role models – and on the other hand there is so much about being a dark Inspirational that trips you up.

When you are experiencing your Inspirational Category from a place of collapsed energy, the overall negative attitude is Entitlement and a demand that others obey you. You feel that you are the only one who sees what the world needs and you are certain that your opinions are the only ones that are right. (Even you can see that this is not possible.)

You are intolerant and demand that others look up to you and in the same breath, when you aren't obeyed, complain that you get no support. It must be a throw over from a past life when others were compelled to obey you. Seriously!

Yet, when you are experiencing your Inspirational Category from a place of expanded energy, you are pretty amazing as you have this deep desire to work towards making a difference in the world.



Conformist DarkPath

The Core Energy for the dark Inspirational Conformist is being hard hearted. Having an intolerant attitude when demanding that others conform to your paradigm; being closed to new ideas; and lacking in emotion.

Easy Tools for transforming your Inspirational Conformist DarkPath:

The biggest awareness that you can have is to identify whether you are responding to people and situations from your LightPaths or your DarkPath. Thankfully, it is quite simple - ANY negative reaction, thought or emotion is coming from a place of energetic collapse, and this is your Inspirational Conformist DarkPath.

1. Use your LightPath 'I Am' statements, whenever you feel bad or are thinking bad thoughts. This will help you respond to the situation from your expanded energy.
State: I Am a (Category) ~ (SolePath) from either your Joyful or Progression SolePaths, whichever one feels right for the situation.
2. **Antidote:** As a dark Inspirational Conformist your unhealthy need is for circumstances to be consistent with YOUR principles. Your Antidote is to be tolerant, to make a conscious decision to stand in another person's shoes and to remove 'should' from your vocabulary. Choose freedom.
3. On SolePath.org, take a look at the LightPath Inspirational Category and listen to the Conformist DarkPath audio summary.